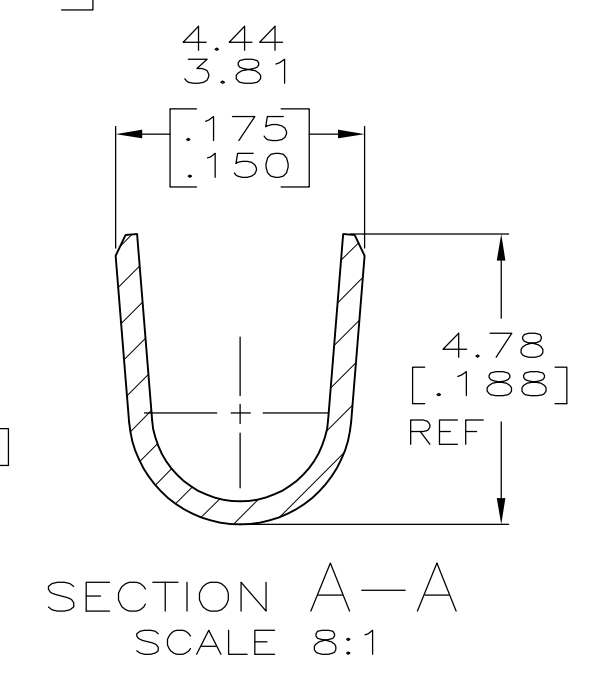
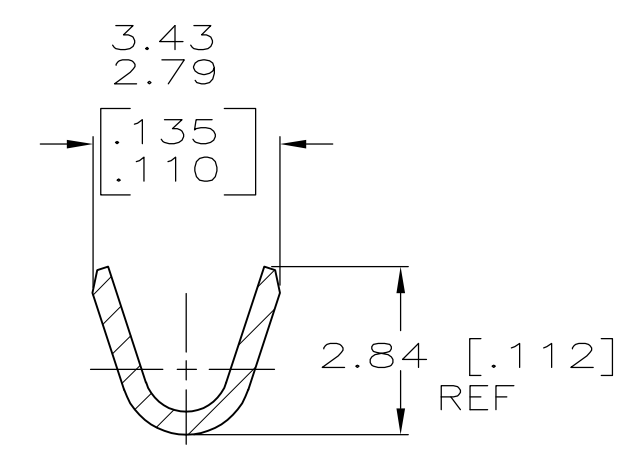
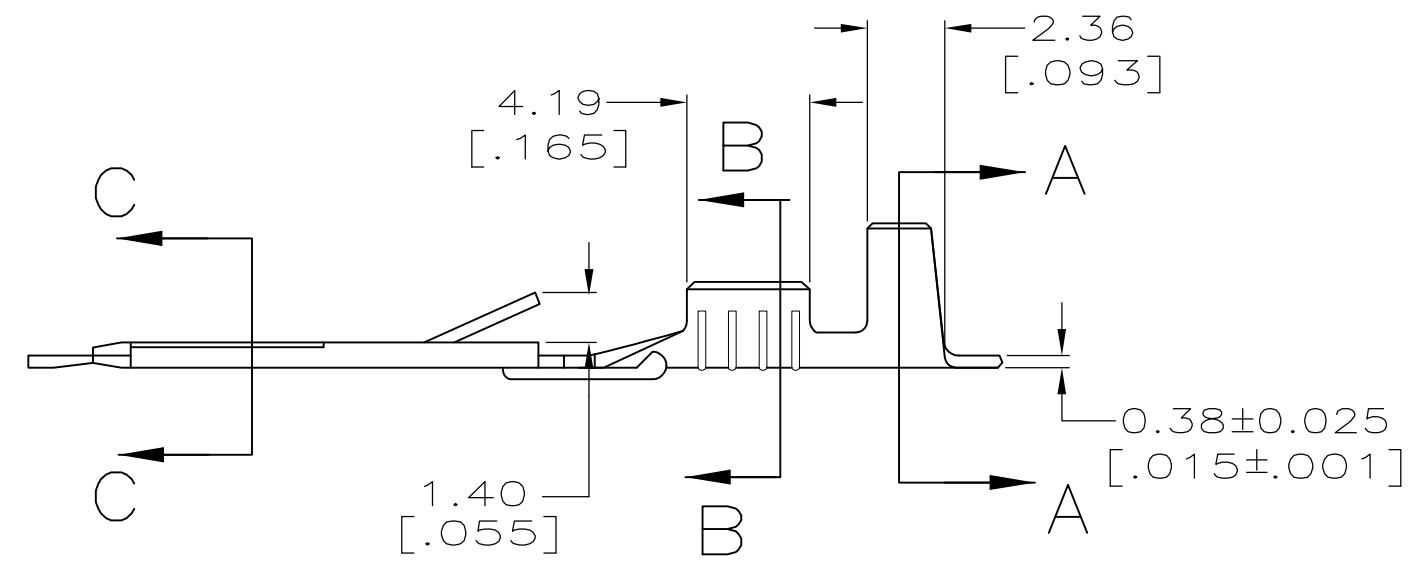
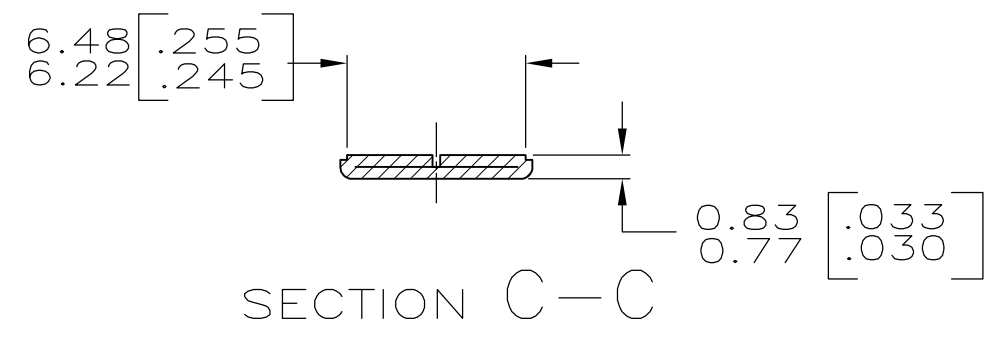
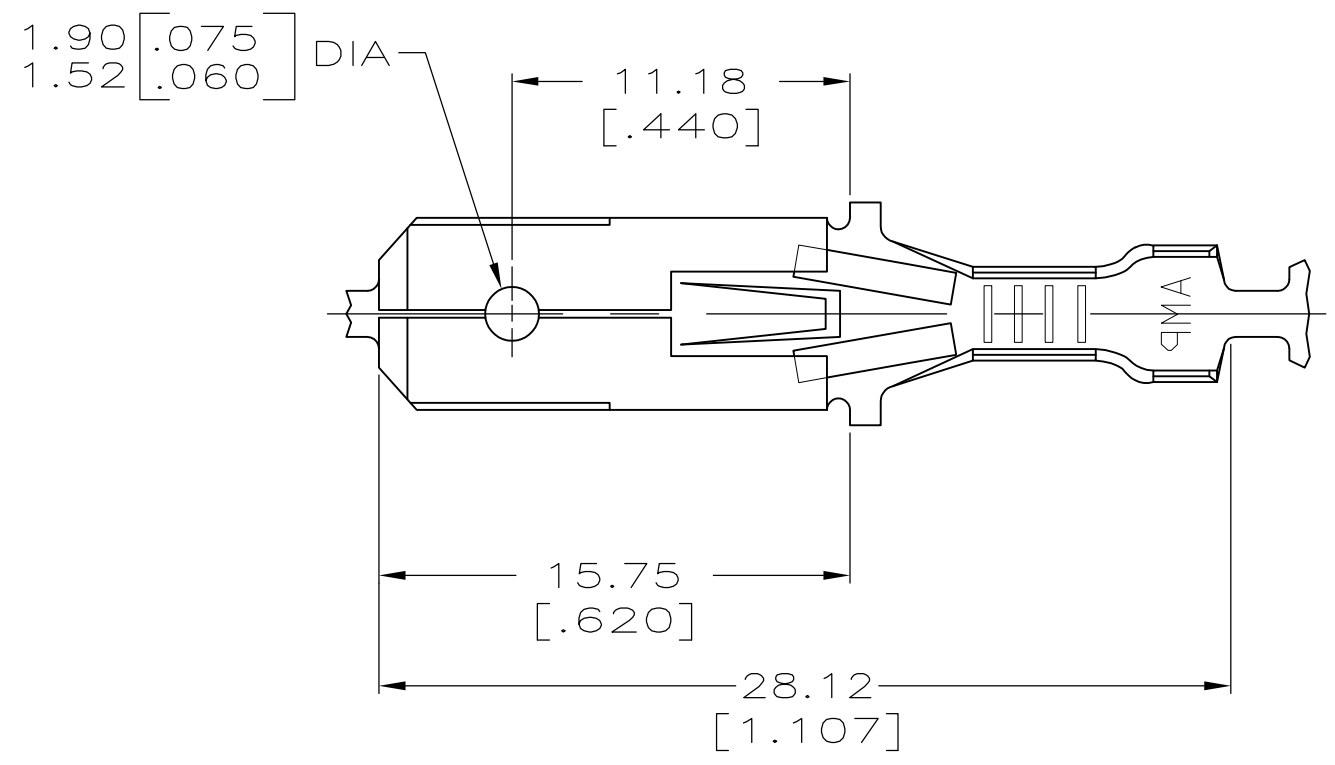


THIS DRAWING IS UNPUBLISHED. RELEASED FOR PUBLICATION  
 © COPYRIGHT BY TYCO ELECTRONICS CORPORATION. ALL RIGHTS RESERVED.

LOC	DIST	REVISIONS			
P	LTR	DESCRIPTION	DATE	DWN	APVD
AF	50	L1	REVISED PER ECR-07-019327	23AUG07	HMR KR



- CONTINUOUS STRIP ON REELS.
- WIRE SIZE [#22-#18] AWG.
- INSULATION RANGE IS 2.16-3.18 [.085-.125] DIA.

PRE-TIN	62553-4
0.002032 [.000080] MIN TIN	62553-3
-	62553-1
FINISH	PART NO.

THIS DRAWING IS A CONTROLLED DOCUMENT.		DWN	JR RUTH	3/27/97	Tyco Electronics Corporation Harrisburg, PA 17105-3608		
DIMENSIONS: mm [INCHES]		CHK	MS FEHER	3/27/97			
TOLERANCES UNLESS OTHERWISE SPECIFIED:		APVD	J GILLESPIE	3/27/97	SIZE A3 00779 C-62553		
0 PLC ± - 1 PLC ± - 2 PLC ± 0.38 [.015] 3 PLC ± - 4 PLC ± - ANGLES ± -		PRODUCT SPEC	-				
MATERIAL		APPLICATION SPEC	114-2025		RESTRICTED TO -		
082 BRASS		WEIGHT	-				
FINISH		CUSTOMER DRAWING					
SEE TABLE							